

# XMM-NEWTON OBSERVATIONS OF THREE HIGH REDSHIFT RADIO GALAXIES

E. Belsole, D. M. Worrall, M. J. Hardcastle

Department of Physics - University of Bristol

Tyndall Avenue, Bristol BS8 1TL, UK

E.BELSOLE@BRISTOL.AC.UK, D.WORRALL@BRISTOL.AC.UK, M.HARDCASTLE@BRISTOL.AC.UK

## Abstract

We present results on the physical states of three high-redshift powerful radio galaxies (3C292 at  $z = 0.7$ , 3C184 at  $z = 1$ , and 3C322 at  $z = 1.7$ ). They were obtained by combining radio measurements with X-ray measurements from *XMM-Newton* that separate spectrally and/or spatially radio-related and hot-gas X-ray emission. Originally observed as part of a program to trace clusters of galaxies at high redshift, none of the sources is found to lie in a rich X-ray-emitting environment similar to those of some powerful radio galaxies at low redshift, although the estimated gas pressures are sufficient to confine the radio lobes. The weak gas emission is a particularly interesting result for 3C184, where a gravitational arc is seen, suggesting the presence of a very massive cluster. Here *Chandra* data complement the *XMM-Newton* measurements in spatially separating X-ray extended emission from that associated with the nucleus and rather small radio source. 3C292 is the source for which the X-ray-emitting gas is measured with the greatest accuracy, and its temperature of 2 keV and luminosity of  $6.5 \times 10^{43}$  erg s<sup>-1</sup> are both characteristic of a poor cluster. This source allows the most accurate measurement of inverse-Compton X-ray emission associated with the radio lobes. In all structures where the magnetic-field strength can be estimated through combining measurements of radio-synchrotron and inverse-Compton X-ray emission, the field strengths are consistent with sources being in a state of minimum total energy.

## 1 Introduction

Powerful radio galaxies are visible to high redshift and hence can be used as tracers of large-scale structures. It has been hypothesized that powerful radio

galaxies may represent a means to the discovery of high-redshift clusters of galaxies (e.g Le Fèvre et al. 1996, Fabian et al. 2001) through their X-ray emission. The new X-ray satellites allow us to test this hypothesis. Several mechanisms are responsible for the X-ray emission from radio galaxies. Thermal emission from a hot atmosphere surrounding the galaxy gives information about the large scale gas distribution and the interaction between the expanding radio source and the confining medium. Unresolved emission from the AGN, which can be thermal or non-thermal, probes the physics near the central engine. The radio jet and lobes, which also emit in X-rays by the IC and/or synchrotron processes, allow us to put constraints on the energy budget. In this paper, we present results from *XMM-Newton* observations of three high-redshift radio galaxies. These high-sensitivity data allow us spectrally and spatially to separate different components, and to use the comparison of X-ray and radio data to constrain the physics of the radio galaxies and their environment. In this work we adopt a cosmology with  $H_0 = 70$  km s<sup>-1</sup> Mpc<sup>-1</sup>,  $\Omega_m = 0.3$ ,  $\Omega_\Lambda = 0.7$ . If not otherwise stated, errors are quoted at  $1\sigma$  confidence level.

## 2 Observations and data preparation

3C184 was observed with *XMM-Newton* for a total of 113 ks between September 2001 and October 2002. After screening the data for high background we have a total useful exposure time of 54 ks for MOS and 16.5 ks for pn (see Belsole et al. 2004 for details). 3C292 was observed in October 2002 with the MEDIUM filter for 34 ks. The background screening leaves 20 useful ks for scientific analysis. The *XMM-Newton* observation of 3C322 was obtained in May 2002 and was highly contaminated by background flares, which reduce the useful exposure time to 10 ks.

All radio data used in this analysis are from the NRAO Very Large Array (VLA), and with the exception of the low-resolution map of 3C292 the maps were made by us within AIPS in the standard manner. Observations for 3C292 are at 1.4 GHz (Array A) and at 8.5 GHz (Array C). We used 1.4 GHz and 4.87 GHz archive data (Array A) for 3C322.

For the three sources we performed a spatial and spectral analysis. We minimized particle contamination by limiting the spectral range for the radial profile analysis to 0.2–2.5 keV. This selection criterion should also reduce the amount that the wings of the central point source contaminates the extended emission, if the source displays a hard spectrum. The point-source component was modeled with an analytical function of the Point Spread Function (PSF) for each instrument. Cluster components were modeled with a  $\beta$ -model convolved with the PSF. Spectra were extracted from vignetting corrected events lists, because this allows us to use the central response file and effective area for each camera. Since all three sources are small relative to the EPIC field of view, we took local background estimates. Moreover, all spectral components used to fit the data were assumed to be absorbed by the Galactic column in the direction of each source.

### 3 Results

#### 3.1 3C184

The X-ray image displays a rather compact emission, with some indication of extended emission at least out to  $40''$ . The radio source is very small ( $6 \times 2''$ ) and the core of the radio source coincides with the peak of the X-ray emission in the whole energy band.

We extracted a radial profile of the source, which suggests extended emission out to  $\sim 88''$  (700 kpc). The MOS radial profile is well fitted with a point source plus a  $\beta$ -model of  $\beta = 0.66$  and core radius  $r_c = 125$  kpc. From the  $\beta$ -model fit and assuming  $kT \sim 3.5$  keV we estimate a bolometric  $L_X = 6.4 \times 10^{43}$  erg  $s^{-1}$ . The external pressure at the radio lobes ( $6''$ ) is  $\simeq 3.0 \times 10^{-12}$  Pa.

The X-ray spectrum is best fitted with a three-component model. The first component is given by a soft power law of photon index  $\Gamma = 1.5$ , representing emission from the lobes and hotspots. The best fit parameters of this non-thermal component were derived using the higher spatial resolution, 20 ks *Chandra* ob-

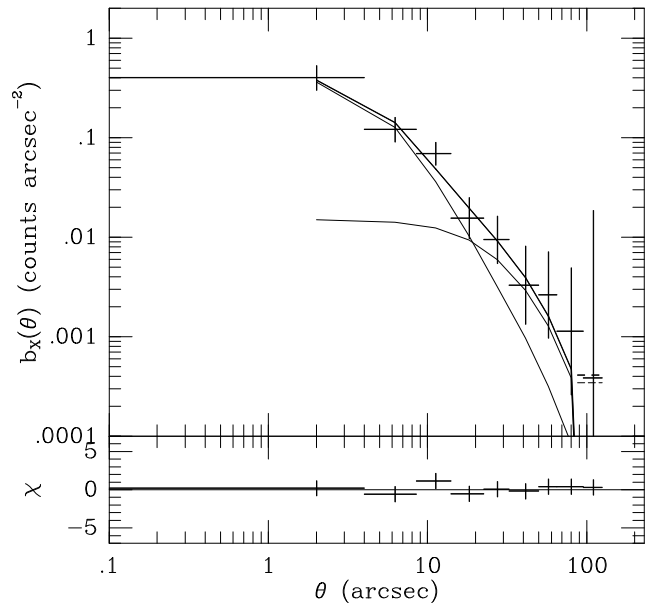


Figure 1: Radial profile obtained from the MOS1 camera in the energy range 0.2–2.5 keV. The dark grey lines corresponds to the respective contribution of the point-like model and the  $\beta$ -model. The best-fitting, combined model is plotted in black on the data points. The lower panel shows the residuals in terms of  $\chi$ .

servation (see Belsole et al. 2004). With this model, we find a 1 keV X-ray flux density in the lobes of 0.2 nJy, in agreement with the prediction from SSC and IC scattering of the CMB and infrared photons for a source in equipartition.

The second component is represented by an absorbed hard power law with photon index  $\Gamma = 1.35$  and  $N_H = 4.9 \times 10^{23}$   $cm^{-2}$ , and finally we include a thermal component of  $kT = 3.6$  keV.

We conclude that half of the X-ray emission of 3C184 comes from an absorbed component which is associated with the central AGN. Some of the soft emission is radio related and produced by IC scattering. Most of the emission at low energy is thermal and associated with a cluster environment of  $kT = 3.6$  keV and bolometric  $L_X = 8.4 \times 10^{43}$  erg  $s^{-1}$  (spatial and spectral results agree within the uncertainties). The cluster external pressure is insufficient to confine the lobes of the radio galaxy which will continue to expand.

Further support for the existence of a cluster environment comes from the detection of an arc with the *HST* (Deltorn et al. 1997), suggesting a virial mass of  $7.7 \times 10^{14} h_{70}^{-1} M_\odot$ . If we adopt the proton density calculated from the  $\beta$ -model, we estimate a gas-mass

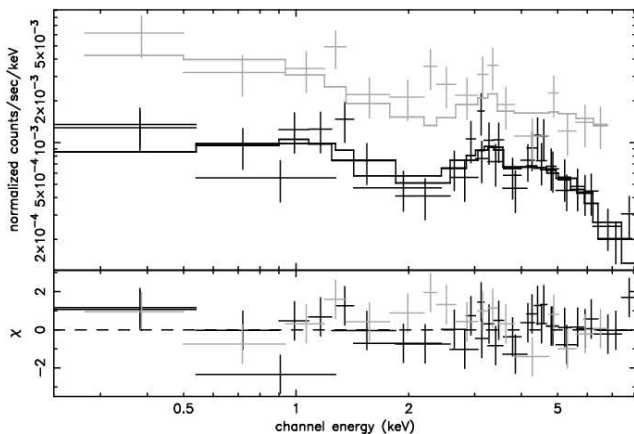


Figure 2: Background subtracted spectrum and folded model of the central  $40''$  of 3C184. The pn is in grey, the MOS in black.  $\chi$  deviation from the model is in the bottom panel.

within a cylinder of radius  $5''$  (the distance of the arc) integrated along the line of sight of  $\sim 1.2 \times 10^{11} M_{\odot}$ . We compared this value with the total mass calculated in the same cylinder (and scaled for our cosmology) of Deltorn et al. (1997), e.g.,  $\sim (2.1 \pm 0.9) 10^{13} M_{\odot}$ , and found a gas-mass to total-mass ratio of order 0.01. This is at least a factor of 10 lower than that observed for clusters of galaxies at lower redshift. Errors on this estimate are large, and the largest uncertainty is likely to come from the  $\beta$ -model parameters. The best estimate for the core-radius seems to suggest a rather shallow potential well with respect to other clusters at the same redshift (e.g., Vikhlinin et al. 2002). Since the spectral fit also implies an under-luminous object, we can speculate that the cluster around 3C184 is somehow peculiar in its relatively high temperature but low luminosity (and low gas fraction) if compared to lower redshift galaxy clusters. The fact that the radio source is small and young and expanding might explain the unusually high temperature of the external environment (see also Croston et al. 2005, this meeting).

### 3.2 3C292

The image shows extended X-ray emission, mainly aligned with the radio lobes, but less extended in the X-ray than in the radio (1.4 GHz). A radial profile fitting (excluding the lobes) gives  $\beta = 0.8$ ,  $r_c = 19.7''$  (140 kpc) and a central intensity of  $I_0 = 2.3 \times 10^{-5}$  pn-counts  $s^{-1} \text{arcsec}^{-2}$ .

We extracted the spectrum from the core, the lobes and large scale emission (see Fig. 4). The core spectrum

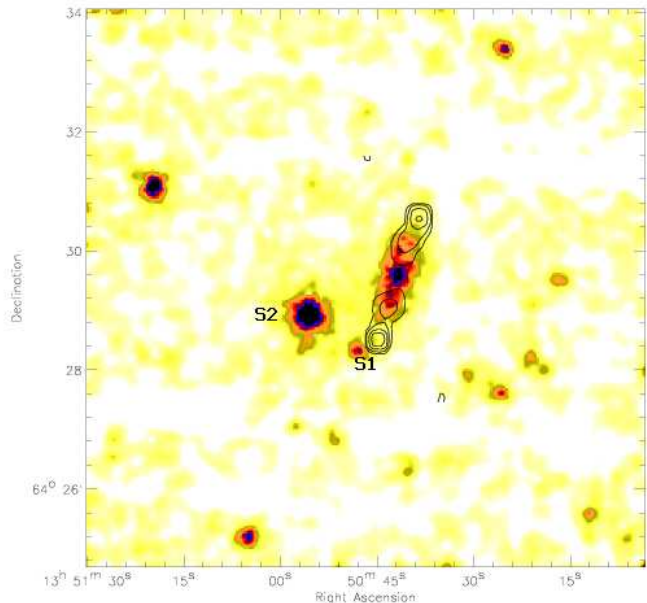


Figure 3: *XMM-Newton* EPIC adaptive smoothed image of 3C292. Contours are from the VLA 1.4 GHz image.

is well fitted with a two power law model consisting of soft,  $\Gamma = 2.6^{+1.5}_{-1.1}$ , and hard  $\Gamma = 2.2^{+0.3}_{-0.2}$ , heavily absorbed ( $N_{\text{H}} = 2.9 \times 10^{23} \text{ cm}^{-2}$ ) power laws, which we relate to the active nucleus and the radio core of the galaxy.

The lobe spectrum gives a best-fit power law model of  $\Gamma = 1.88 \pm 0.26$ , from which we derive a flux density at 1 keV of 4.1 nJy.

By excluding the extended X-ray emission associated with the lobes and modeling the contribution from the wings of the PSF, we determined a best-fit temperature for the external environment to be  $kT = 2.2$  keV.

We interpret the X-ray emission aligned with the radio lobes as arising from IC scattering of the CMB, as also supported by the good agreement between the measured X-ray flux and the prediction from radio data if the source is in equipartition. However some doubts arise about interpreting the structures as pure non-thermal emission since a thermal model of  $kT = 5.2$  keV is also a good fit. In this case heating of the external medium may be taking place at the location of the lobes. The X-ray emission from the core points to a hidden quasar which displays also a soft component. The large-scale thermal emission indicates the presence of a poor cluster with  $kT = 2.2$  keV. The external pressure at the radio lobes is  $P = 2.5 \times 10^{-13} \text{ Pa}$ , which is somewhat low, but consistent with the source being in equilibrium with the external medium.

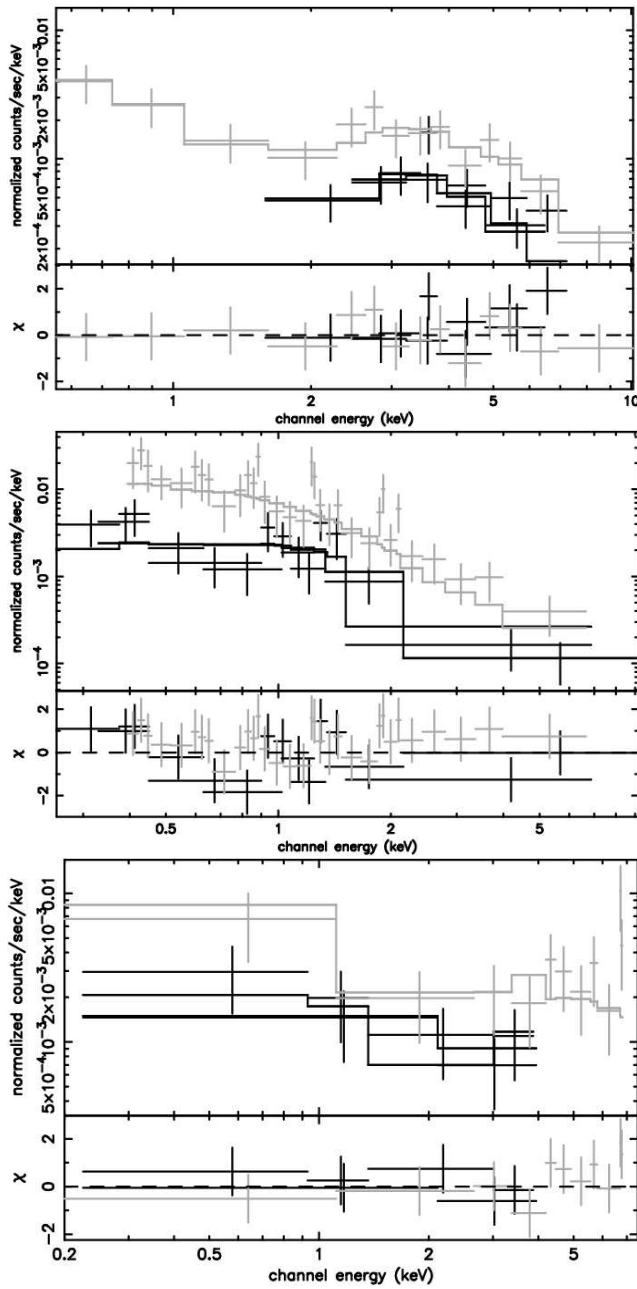


Figure 4: Top: Data and model for the core region of 3C292. The model is an absorbed power law. Center: Data and model for the radio lobe region. The model displayed here consists of a power law absorbed by Galactic absorption. Bottom: Data and model for the extended emission region, after masking the radio lobe region with two sectors. The model here is a MEKAL of temperature 2.2 keV plus an absorbed power law. MOS data points are in black, pn in grey.

### 3.3 3C322

The smoothed image (Fig. 5) is a 10 ks observation, with very high background. We detect only 50 net

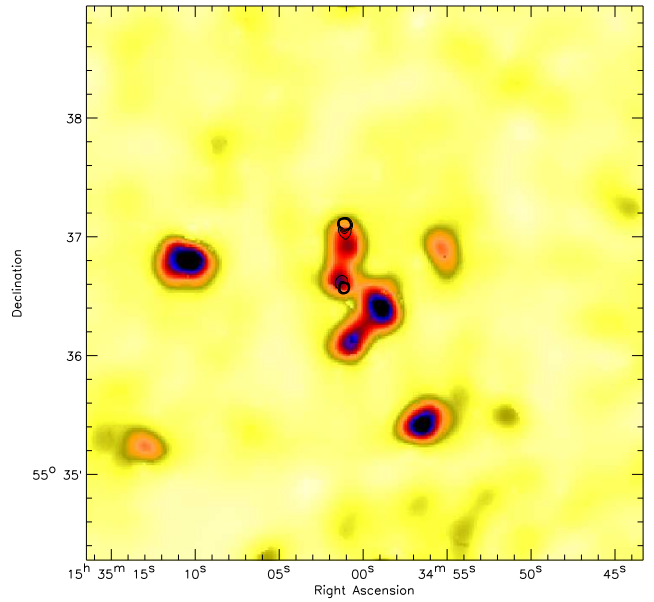


Figure 5: XMM-Newton EPIC adaptive smoothed image of 3C322. Contours are from the 1.4 GHz image.

counts from the source. To the north, the radio emission is more extended than the X-ray. Under the hypothesis that all the photons correspond to the emission from a cluster-like environment we estimate an upper limit for the expected luminosity of any thermal, extended emission of  $L_X = 5 \times 10^{44} \text{ erg s}^{-1}$  (assuming  $kT = 4 \text{ keV}$  to match the  $L_X - T$  relation of Vikhlinin et al. 2002)

We obtain rough spectral informations from the 50 counts. A power law of photon index  $\Gamma = 1.6$  gives a good fit (Cash statistics were used). Adopting this model - thus ignoring any thermal contribution-, the measured flux density at 1 keV is 1.4 nJy, in very good agreement with the predictions for SSC and IC scattering of the CMB derived from radio data, assuming equipartition between the electrons and magnetic field.

## 4 Summary and conclusions

We have undertaken an analysis of the X-ray emission from three high redshift radio galaxies. Core emission from an AGN is detected for two of them. X-ray emission associated with the radio lobes is spectrally found for the three sources. For 3C184 and 3C292 we also found cluster like emission of  $kT = 3.6 \text{ keV}$  and  $2.2 \text{ keV}$ , respectively. Neither of them corresponds to a particularly rich cluster, in contrast to some lower-redshift radio galaxies such as Cyg A (Smith et al. 2002) and Hydra A (Nulsen et al. 2002). Adopting our

best estimates for the lobe IC emission, the lobes in all three sources are found to be consistent with equipartition within the uncertainties. The results are described in more detail in Belsole et al. (2004).

### **Acknowledgments**

We thank the organizers of the conference for allowing us to present this work and for the successful organization of the meeting. E.B. acknowledges support from PPARC. M.J.H. thanks the Royal Society for a fellowship.

### **References**

- Belsole, E., Worrall, D. M., Hardcastle, M. J., Birkinshaw, M., Lawrence, C. L. 2004, MNRAS, submitted
- Croston, J. E., Hardcastle, M. J., Birkinshaw, M., Worrall, D. M. 2005, in “*X-Ray and Radio Connections*”, eds. Sjouwerman, L. O., Dyer, K. K., <http://www.aoc.nrao.edu/events/xraydio>
- Fabian, A. C., Crawford, C. S., Etori, S., Sanders, J. S. 2001, MNRAS, 322, L11
- Deltorn, J.-M., Le Fèvre, O., Crampton, D., Dickinson, M. 1997, ApJ, 483, 21
- Le Fèvre, O., Deltorn, J. M. Crampton, D., Dickinson, M. 1996, ApJ, 471, L11
- Nulsen, P. E. J., David, L. P., McNamara, B. R., Jones, C., Forman, W. R., Wise, M. 2002, ApJ, 568, 163
- Smith, D. A., Wilson, A. S., Arnaud, K. A., Terashima, Y., Young, A. J. 2002, ApJ, 565, 195
- Vikhlinin, A., VanSpeybroeck, L., Markevitch, M., Forman, W. R., Grego, L. 2002, ApJ, 578, L107