

Coaxial

# SMA Fixed Attenuator

50Ω 1W 10dB DC to 6000 MHz

## VAT-10+



### Maximum Ratings

Operating Temperature	-45°C to 100°C
Storage Temperature	-55°C to 100°C

Permanent damage may occur if any of these limits are exceeded.

### Features

- wideband coverage, DC to 6000 MHz
- 1 watt rating
- rugged unibody construction
- off-the-shelf availability
- very low cost

### Applications

- impedance matching
- signal level adjustment

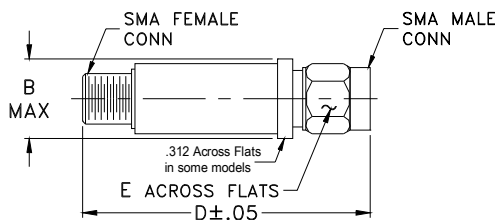
CASE STYLE: FF704

Connectors	Model	Price	Qty.
SMA	VAT-10+	\$11.95 ea.	(1-9)

**+ RoHS compliant in accordance with EU Directive (2002/95/EC)**

The +Suffix has been added in order to identify RoHS Compliance. See our web site for RoHS Compliance methodologies and qualifications.

### Outline Drawing



### Outline Dimensions (inch/mm)

B	D	E	wt
.410	1.43	.312	grams
10.41	36.32	7.92	10.0

### Electrical Specifications

FREQ. RANGE (MHz)	ATTENUATION * (dB) Flatness **					VSWR (:1)					MAX. INPUT POWER (W)
	DC-3 GHz	3-5 GHz	5-6 GHz	DC-6 GHz		DC-3 GHz	3-5 GHz	5-6 GHz			
$f_L$ - $f_U$	Nom.	Typ.	Typ.	Typ.	Typ.	Typ.	Max.	Typ.	Max.	Typ.	
DC-6000	10±0.3	0.10	0.20	0.15	0.35	1.05	1.25	1.20	1.60	1.90	1.0

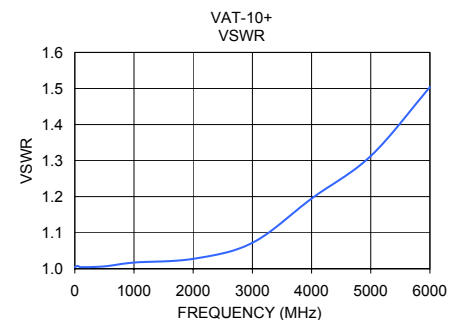
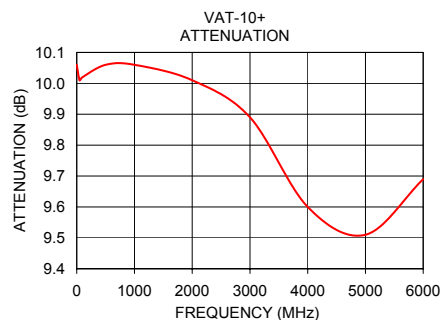
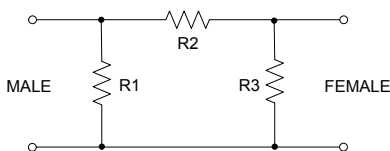
\* Attenuation varies by 0.3 dB max. over temperature.

\*\* Flatness= variation over band divided by 2.

### Typical Performance Data

Frequency (MHz)	Attenuation (dB)	VSWR (:1)
0.03	10.06	1.00
50.00	10.01	1.01
100.00	10.02	1.00
500.00	10.06	1.01
1000.00	10.06	1.02
2000.00	10.01	1.03
3000.00	9.89	1.07
4000.00	9.60	1.19
5000.00	9.51	1.31
6000.00	9.69	1.50

### Electrical Schematic



**Mini-Circuits®**  
ISO 9001 ISO 14001 AS 9100 CERTIFIED

P.O. Box 350166, Brooklyn, New York 11235-0003 (718) 934-4500 Fax (718) 332-4661 The Design Engineers Search Engine [minicircuits.com](http://www.minicircuits.com) Provides ACTUAL Data Instantly at [minicircuits.com](http://minicircuits.com)

IF/RF MICROWAVE COMPONENTS

**Notes:** 1. Performance and quality attributes and conditions not expressly stated in this specification sheet are intended to be excluded and do not form a part of this specification sheet. 2. Electrical specifications and performance data contained herein are based on Mini-Circuit's applicable established test performance criteria and measurement instructions. 3. The parts covered by this specification sheet are subject to Mini-Circuits standard limited warranty and terms and conditions (collectively, "Standard Terms"); Purchasers of this part are entitled to the rights and benefits contained therein. For a full statement of the Standard Terms and the exclusive rights and remedies thereunder, please visit Mini-Circuits' website at [www.minicircuits.com/MCLStore/terms.jsp](http://www.minicircuits.com/MCLStore/terms.jsp).

For detailed performance specs & shopping online see web site

REV. G  
M129173  
VAT-10+  
LC/TD/CP/AM  
101007